



ASBK RESULTS

AUSTRALIAN SUPERSPORT CHAMPIONSHIP

Date: **24/02/19**
 Event: **R08**
 Weather: **Sunny - Temp: 18.1C**
 Track: **Dry - Temp: 19.9C**

Race 3

Started at: **08:25:17**
 Laps: **10**
 Starters: **23**
 Printed at: **8:45**

PROVISIONAL CLASSIFICATION


Pos	No	Gr	Name	Machine	Laps	Race Time	Behind	Fastest Lap	On Lap	Top Speed
1	7	A	Tom TOPARIS (NSW) / Lead Ganter Constr. / Nutrition / Landbridge T-port	Yamaha YZF-R6	10	16:07.226		1:35.556	2	258
2	27	A	Nic LIMINTON (SA) / Yamaha Motor Australia / RBS / Maxima Oils	Yamaha YZF-R6	10	16:13.687	6.461	1:36.307	10	262
3	50	A	Callum SPRIGGS (QLD) / Allsite Concrete Cutting	Yamaha YZF-R6	10	16:13.727	6.501	1:36.643	2	254
4	68		Oliver BAYLISS (QLD) / Cube Racing	Yamaha YZF-R6	10	16:20.273	13.047	1:37.084	2	261
5	17	A	Broc PEARSON (QLD) / City2surf Locksmiths	Yamaha YZF-R6	10	16:20.280	13.054	1:36.937	5	267
6	46	B	Aidan HAYES (NSW) / Hayes Johnston Pty Ltd / Hayes Electrical YRD	Yamaha YZF-R6	10	16:20.898	13.672	1:36.889	8	267
7	33	C	Reid BATTYE (NSW) / Suzuki Ecstar Australia	Suzuki GSX-R	10	16:21.429	14.203	1:37.112	9	269
8	42	B	Jack PASSFIELD (NSW) / Stay Upright Rider Training / Pirelli	Yamaha YZF-R6	10	16:26.412	19.186	1:37.315	4	272
9	85	A	Ty LYNCH (SA) / Russell Phillip M-sports / Adelaide M-cycle Centre	Yamaha YZF-R6	10	16:26.729	19.503	1:37.295	10	262
10	32	A	Dylan WHITESIDE (VIC) / YRD / The Grinning Edge / Aussie Crane Trucks	Yamaha YZF-R6	10	16:31.761	24.535	1:37.989	5	266
11	39	A	Scott NICHOLSON (VIC) / Traction Control Motorsport	Suzuki GSX-R	10	16:37.116	29.890	1:38.049	7	262
12	61	A	Rhys BELLING (VIC) / LXI Racing / YRD / The Grinning Edge / Arai Helmets	Yamaha YZF-R6	10	16:37.293	30.067	1:38.069	7	267
13	31	C	John QUINN (VIC) / Aark Suspension & Tuning / SC Project Oceanic	Triumph Daytona	10	16:37.344	30.118	1:38.020	6	269
14	82	A	Chris QUINN (NSW) / Coopers Dry / The Channon Tavern	Yamaha YZF-R6	10	16:37.891	30.665	1:38.246	7	263
15	96	A	Luke MITCHELL (NSW)	Yamaha YZF-R6	10	16:44.240	37.014	1:39.168	5	264
16	86	A	Dallas SKEER (SA) / Ron Angelo Classic Racing / Penrite / Stefs Transport	Suzuki GSX-R	10	16:49.518	42.292	1:39.620	5	261
17	69		Matt CRANMER (VIC)	Honda CBR-RR	10	16:58.001	50.775	1:40.288	5	249
18	88	A	Luke SANDERS (VIC) / Nevermind Adventure Tours	Yamaha YZF-R6	10	17:02.459	55.233	1:40.666	9	264
19	21	B	Daniel LEONARD (VIC) / Smiths Trucks Group / Ord's Motorcycles	Yamaha YZF-R6	10	17:25.873	1:18.647	1:43.213	5	250
20	55	C	Oscar DAVISON (QLD)	Yamaha YZF-R6	10	17:40.759	1:33.533	1:44.740	9	252
21	26	B	Glenn NANKERVIS (VIC) / Taralgon 4WD / Nankervis Motorsport	Yamaha YZF-R6	9	16:25.819	1 Lap	1:47.895	6	231
DNF	54	A	Samuel LAMBERT (NT) / MV Agusta Parramatta	MV Agusta F3	3	5:00.943	7 Laps	1:37.150	2	272
DNF	555	C	Andrew EDSER (NSW) / Raceart Design / Kawasaki Connection	Kawasaki ZX6R	0		10 Laps			210

Fastest Lap was 1:35.556 by Tom TOPARIS (NSW)

Current race lap record for SS class - 1:35.200 by Bryan STARING (VIC) on a Yamaha YZF R6 set on 17/10/09

The results are provisional until the end of the time limit for protests and appeals.


 Chief Time Keeper - Scott Laing



 Clerk of Course - Tom Williams



Computime Race Timing Systems Pty Ltd © 1996
 Licensed to Computime Race Timing Systems

COMPUTIME RACE TIMING SYSTEMS PTY LTD
www.computime.com.au

E-mail: scott@computime.com.au / Ph: 0418 17 13 17





ASBK RESULTS

AUSTRALIAN SUPERSPORT CHAMPIONSHIP

Race 3

Date: 24/02/19
 Event: R08
 Weather: Sunny - Temp: 18.1C
 Track: Dry - Temp: 19.9C


Started at: 08:25:17
 Laps: 10
 Starters: 23
 Printed at: 8:45

PROVISIONAL LAP TIMES

No	Name	Lap 1	Lap 2	Lap 3	Lap 4	Lap 5	Lap 6	Lap 7	Lap 8	Lap 9	Lap 10
7	Tom TOPARIS (NSW)	1:41.314	1:35.556	1:35.663	1:35.885	1:35.957	1:36.115	1:36.404	1:36.713	1:37.049	1:36.570
17	Broc PEARSON (QLD)	1:44.609	1:37.483	1:37.499	1:37.200	1:36.937	1:37.110	1:37.631	1:37.513	1:37.155	1:37.143
21	Daniel LEONARD (VIC)	1:52.518	1:43.583	1:43.606	1:43.803	1:43.213	1:44.065	1:44.093	1:43.540	1:43.988	1:43.464
26	Glenn NANKERVIS (VIC)	1:57.431	1:48.916	1:48.979	1:48.372	1:47.959	1:47.895	1:48.024	1:49.396	1:48.847	
27	Nic LIMINTON (SA)	1:43.000	1:36.534	1:36.964	1:36.704	1:36.800	1:36.752	1:36.709	1:37.005	1:36.912	1:36.307
31	John QUINN (VIC)	1:48.222	1:38.495	1:39.409	1:39.009	1:39.180	1:38.020	1:38.642	1:38.728	1:38.563	1:39.076
32	Dylan WHITESIDE (VIC)	1:46.700	1:38.197	1:38.016	1:38.122	1:37.989	1:38.296	1:38.960	1:38.115	1:38.658	1:38.708
33	Reid BATTYE (NSW)	1:44.023	1:38.027	1:37.627	1:37.419	1:37.199	1:37.125	1:37.772	1:37.667	1:37.112	1:37.458
39	Scott NICHOLSON (VIC)	1:47.135	1:39.004	1:39.354	1:39.321	1:39.140	1:39.139	1:38.049	1:38.952	1:38.391	1:38.631
42	Jack PASSFIELD (NSW)	1:46.302	1:37.332	1:37.553	1:37.315	1:37.408	1:38.552	1:38.415	1:38.313	1:37.679	1:37.543
46	Aidan HAYES (NSW)	1:44.216	1:37.581	1:37.946	1:37.694	1:37.243	1:36.998	1:37.577	1:36.889	1:37.311	1:37.443
50	Callum SPRIGGS (QLD)	1:42.217	1:36.643	1:36.878	1:36.770	1:36.914	1:36.894	1:36.866	1:36.845	1:36.800	1:36.900
54	Samuel LAMBERT (NT)	1:46.363	1:37.150	1:37.430							
55	Oscar DAVISON (QLD)	1:52.488	1:45.192	1:45.959	1:45.223	1:45.460	1:45.083	1:45.830	1:44.768	1:44.740	1:46.016
61	Rhys BELLING (VIC)	1:47.389	1:38.945	1:39.390	1:39.218	1:39.381	1:39.105	1:38.069	1:38.825	1:38.481	1:38.490
68	Oliver BAYLISS (QLD)	1:43.929	1:37.084	1:37.243	1:37.481	1:37.359	1:37.525	1:37.909	1:37.492	1:37.116	1:37.135
69	Matt CRANMER (VIC)	1:49.617	1:41.057	1:41.460	1:40.781	1:40.288	1:41.108	1:41.074	1:40.862	1:40.826	1:40.928
82	Chris QUINN (NSW)	1:48.202	1:39.702	1:39.712	1:38.856	1:39.088	1:38.429	1:38.246	1:38.419	1:38.509	1:38.728
85	Ty LYNCH (SA)	1:45.656	1:37.669	1:37.602	1:38.096	1:37.832	1:37.864	1:38.092	1:38.352	1:38.271	1:37.295
86	Dallas SKEER (SA)	1:46.272	1:39.939	1:39.992	1:39.762	1:39.620	1:39.643	1:40.244	1:41.158	1:41.032	1:41.856
88	Luke SANDERS (VIC)	1:49.462	1:41.309	1:43.281	1:42.227	1:41.290	1:41.539	1:40.962	1:40.809	1:40.666	1:40.914
96	Luke MITCHELL (NSW)	1:49.700	1:39.698	1:39.398	1:39.558	1:39.168	1:39.180	1:39.437	1:39.406	1:39.318	1:39.377

The results are provisional until the end of the time limit for protests and appeals.


 Chief Time Keeper - Scott Laing


 Clerk of Course - Tom Williams



Computime Race Timing Systems Pty Ltd © 1996
 Licensed to Computime Race Timing Systems

COMPUTIME RACE TIMING SYSTEMS PTY LTD
www.computime.com.au

E-mail: scott@computime.com.au / Ph: 0418 17 13 17





ASBK RESULTS

AUSTRALIAN SUPERSPORT CHAMPIONSHIP

Race 3

Date: 24/02/19
 Event: R08
 Weather: Sunny - Temp: 18.1C
 Track: Dry - Temp: 19.9C

Started at: 08:25:17
 Laps: 10
 Starters: 23
 Printed at: 8:45

PROVISIONAL SPLIT TIMES

Lap	Split 1	Split 2	Split 3	Split 4	Lap Time	Spd	Lap	Split 1	Split 2	Split 3	Split 4	Lap Time	Spd
7 Tom TOPARIS (NSW) (1st)							7	25.786	31.846	20.435	29.957	1:48.024	228
1	28.622	27.833	18.088	26.771	1:41.314	197	8	25.951	32.116	21.158	30.171	1:49.396	228
2	22.890	27.817	18.127	26.722	1:35.556	258	9	26.013	32.345	20.690	29.799	1:48.847	230
3	22.997	27.796	18.222	26.648	1:35.663	257	27 Nic LIMINTON (SA) (2nd)						
4	22.920	27.813	18.317	26.835	1:35.885	257	1	29.205	28.470	18.162	27.163	1:43.000	196
5	22.983	27.840	18.361	26.773	1:35.957	257	2	23.004	28.237	18.205	27.088	1:36.534	260
6	22.982	27.881	18.395	26.857	1:36.115	258	3	23.093	28.436	18.343	27.092	1:36.964	258
7	23.080	27.953	18.507	26.864	1:36.404	256	4	23.036	28.312	18.359	26.997	1:36.704	257
8	23.059	28.028	18.611	27.015	1:36.713	257	5	23.028	28.299	18.325	27.148	1:36.800	257
9	23.167	28.375	18.586	26.921	1:37.049	257	6	23.109	28.338	18.298	27.007	1:36.752	258
10	23.069	27.993	18.622	26.886	1:36.570	257	7	23.167	28.199	18.335	27.008	1:36.709	257
17 Broc PEARSON (QLD) (5th)							8	23.299	28.335	18.308	27.063	1:37.005	262
1	30.179	28.803	18.462	27.165	1:44.609	202	9	23.209	28.350	18.317	27.036	1:36.912	258
2	23.387	28.517	18.500	27.079	1:37.483	267	10	23.052	28.159	18.238	26.858	1:36.307	260
3	23.276	28.195	18.476	27.552	1:37.499	267	31 John QUINN (VIC) (13th)						
4	23.374	28.063	18.542	27.221	1:37.200	263	1	31.543	29.977	19.197	27.505	1:48.222	212
5	23.236	28.195	18.428	27.078	1:36.937	261	2	23.366	29.045	18.551	27.533	1:38.495	268
6	23.171	28.216	18.486	27.237	1:37.110	263	3	23.672	29.198	18.982	27.557	1:39.409	268
7	23.593	28.221	18.587	27.230	1:37.631	267	4	23.498	29.350	18.762	27.399	1:39.009	265
8	23.621	28.162	18.437	27.293	1:37.513	257	5	23.613	29.318	18.853	27.396	1:39.180	269
9	23.245	28.101	18.461	27.348	1:37.155	261	6	23.400	28.744	18.670	27.206	1:38.020	265
10	23.323	28.140	18.535	27.145	1:37.143	259	7	23.576	28.977	18.618	27.471	1:38.642	260
21 Daniel LEONARD (VIC) (19th)							8	23.589	28.918	18.825	27.396	1:38.728	258
1	32.563	31.156	19.724	29.075	1:52.518	203	9	23.480	28.920	18.633	27.530	1:38.563	258
2	24.864	30.544	19.692	28.483	1:43.583	250	10	23.554	28.764	18.955	27.803	1:39.076	259
3	24.634	30.496	19.734	28.742	1:43.606	248	32 Dylan WHITESIDE (VIC) (10th)						
4	24.743	30.518	19.840	28.702	1:43.803	248	1	30.659	29.380	18.960	27.701	1:46.700	206
5	24.587	30.395	19.650	28.581	1:43.213	247	2	23.700	28.515	18.652	27.330	1:38.197	266
6	24.852	30.480	19.966	28.767	1:44.065	248	3	23.428	28.529	18.627	27.432	1:38.016	261
7	24.701	30.449	20.125	28.818	1:44.093	248	4	23.264	28.618	18.714	27.526	1:38.122	261
8	24.714	30.491	19.608	28.727	1:43.540	248	5	23.406	28.521	18.663	27.399	1:37.989	258
9	24.733	30.565	19.828	28.862	1:43.988	248	6	23.456	28.757	18.673	27.410	1:38.296	258
10	24.547	30.230	19.918	28.769	1:43.464	246	7	23.504	28.762	18.874	27.820	1:38.960	258
26 Glenn NANKERVIS (VIC) (21th)							8	23.419	28.364	18.755	27.577	1:38.115	257
1	33.697	31.822	21.083	30.829	1:57.431	197	9	23.583	28.457	18.834	27.784	1:38.658	257
2	26.188	31.921	20.829	29.978	1:48.916	231	10	23.501	28.670	18.901	27.636	1:38.708	258
3	26.211	31.960	20.827	29.981	1:48.979	228	33 Reid BATTYE (NSW) (7th)						
4	26.258	31.779	20.539	29.796	1:48.372	228	1	29.494	28.460	18.525	27.544	1:44.023	199
5	25.979	31.646	20.506	29.828	1:47.959	229	2	23.330	28.919	18.628	27.150	1:38.027	262
6	26.092	31.632	20.508	29.663	1:47.895	227							


Scott Laing
 Chief Time Keeper - Scott Laing

Tom Williams
 Clerk of Course - Tom Williams



COMPUTIME RACE TIMING SYSTEMS PTY LTD
 www.computime.com.au

E-mail: scott@computime.com.au / Ph: 0418 17 13 17



Computime Race Timing Systems Pty Ltd © 1996
 Licensed to Computime Race Timing Systems



ASBK RESULTS

AUSTRALIAN SUPERSPORT CHAMPIONSHIP

Date: 24/02/19
 Event: R08
 Weather: Sunny - Temp: 18.1C
 Track: Dry - Temp: 19.9C

Race 3

Started at: 08:25:17
 Laps: 10
 Starters: 23
 Printed at: 8:45

PROVISIONAL SPLIT TIMES

Lap	Split 1	Split 2	Split 3	Split 4	Lap Time	Spd	Lap	Split 1	Split 2	Split 3	Split 4	Lap Time	Spd
3	23.483	28.341	18.614	27.189	1:37.627	263	10	23.263	28.436	18.659	27.085	1:37.443	265
4	23.152	28.580	18.543	27.144	1:37.419	269							
5	23.200	28.158	18.693	27.148	1:37.199	262	50 Callum SPRIGGS (QLD) (3rd)						
6	23.243	28.184	18.632	27.066	1:37.125	259	1	29.013	27.917	18.400	26.887	1:42.217	197
7	23.312	28.563	18.669	27.228	1:37.772	258	2	23.345	27.955	18.348	26.995	1:36.643	254
8	23.373	28.476	18.583	27.235	1:37.667	255	3	23.309	28.062	18.430	27.077	1:36.878	251
9	23.287	28.262	18.531	27.032	1:37.112	258	4	23.310	27.939	18.440	27.081	1:36.770	251
10	23.188	28.514	18.694	27.062	1:37.458	263	5	23.357	28.023	18.437	27.097	1:36.914	250
							6	23.373	27.919	18.401	27.201	1:36.894	249
							7	23.353	27.920	18.455	27.138	1:36.866	249
39 Scott NICHOLSON (VIC) (11th)							8	23.376	27.952	18.460	27.057	1:36.845	249
1	30.834	29.774	18.952	27.575	1:47.135	210	9	23.310	28.006	18.454	27.030	1:36.800	251
2	23.635	28.917	18.743	27.709	1:39.004	260	10	23.332	28.005	18.480	27.083	1:36.900	251
3	23.669	29.131	18.911	27.643	1:39.354	260							
4	23.680	29.206	18.824	27.611	1:39.321	258	54 Samuel LAMBERT (NT) (DNF)						
5	23.643	29.136	18.883	27.478	1:39.140	258	1	30.971	29.389	18.643	27.360	1:46.363	199
6	23.694	29.202	18.818	27.425	1:39.139	258	2	23.066	28.269	18.532	27.283	1:37.150	265
7	23.423	28.708	18.670	27.248	1:38.049	260	3	23.351	28.383	18.460	27.236	1:37.430	272
8	23.647	29.142	18.733	27.430	1:38.952	261							
9	23.435	28.864	18.699	27.393	1:38.391	262	55 Oscar DAVISON (QLD) (20th)						
10	23.623	28.853	18.651	27.504	1:38.631	262	1	32.353	30.757	20.069	29.309	1:52.488	211
42 Jack PASSFIELD (NSW) (8th)							2	25.356	30.463	20.136	29.237	1:45.192	252
1	30.488	29.279	18.922	27.613	1:46.302	201	3	25.144	31.030	20.125	29.660	1:45.959	252
2	23.269	28.456	18.562	27.045	1:37.332	262	4	25.144	30.654	20.187	29.238	1:45.223	250
3	23.506	28.496	18.574	26.977	1:37.553	269	5	25.112	30.875	20.141	29.332	1:45.460	249
4	23.119	28.472	18.620	27.104	1:37.315	272	6	25.215	30.760	20.040	29.068	1:45.083	250
5	23.202	28.583	18.584	27.039	1:37.408	259	7	25.405	30.806	20.467	29.152	1:45.830	250
6	23.583	28.844	18.800	27.325	1:38.552	256	8	25.275	30.463	20.039	28.991	1:44.768	250
7	23.487	29.027	18.890	27.011	1:38.415	255	9	25.072	30.506	20.018	29.144	1:44.740	250
8	23.489	28.557	18.843	27.424	1:38.313	262	10	25.884	30.599	20.437	29.096	1:46.016	249
9	23.389	28.537	18.600	27.153	1:37.679	257							
10	23.317	28.441	18.707	27.078	1:37.543	260	61 Rhys BELLING (VIC) (12th)						
46 Aidan HAYES (NSW) (6th)							1	31.140	29.636	19.033	27.580	1:47.389	207
1	30.055	28.627	18.469	27.065	1:44.216	198	2	23.529	28.894	19.092	27.430	1:38.945	264
2	23.356	28.429	18.427	27.369	1:37.581	267	3	23.779	29.014	18.948	27.649	1:39.390	267
3	23.272	29.014	18.518	27.142	1:37.946	256	4	23.664	29.181	18.813	27.560	1:39.218	262
4	23.323	28.498	18.602	27.271	1:37.694	263	5	23.662	29.222	19.001	27.496	1:39.381	263
5	23.098	28.514	18.423	27.208	1:37.243	263	6	23.856	29.141	18.870	27.238	1:39.105	261
6	23.141	28.257	18.442	27.158	1:36.998	263	7	23.472	28.652	18.658	27.287	1:38.069	261
7	23.376	28.756	18.497	26.948	1:37.577	264	8	23.643	28.905	18.835	27.442	1:38.825	261
8	23.033	28.426	18.408	27.022	1:36.889	263	9	23.458	28.850	18.819	27.354	1:38.481	263
9	23.549	28.284	18.403	27.075	1:37.311	263	10	23.595	28.718	18.800	27.377	1:38.490	262

Scott Laing
 Chief Time Keeper - Scott Laing

Tom Williams
 Clerk of Course - Tom Williams



COMPUTIME RACE TIMING SYSTEMS PTY LTD
 www.computime.com.au

E-mail: scott@computime.com.au / Ph: 0418 17 13 17



Computime Race Timing Systems Pty Ltd © 1996
 Licensed to Computime Race Timing Systems



ASBK RESULTS

AUSTRALIAN SUPERSPORT CHAMPIONSHIP

Date: 24/02/19
 Event: R08
 Weather: Sunny - Temp: 18.1C
 Track: Dry - Temp: 19.9C

Race 3

Started at: 08:25:17
 Laps: 10
 Starters: 23
 Printed at: 8:45

PROVISIONAL SPLIT TIMES

Lap	Split 1	Split 2	Split 3	Split 4	Lap Time	Spd	Lap	Split 1	Split 2	Split 3	Split 4	Lap Time	Spd
68 Oliver BAYLISS (QLD) (4th)							7	23.532	28.578	18.789	27.193	1:38.092	262
1	29.659	28.618	18.401	27.251	1:43.929	200	8	23.402	28.417	18.945	27.588	1:38.352	260
2	23.065	28.624	18.404	26.991	1:37.084	261	9	23.647	28.594	18.708	27.322	1:38.271	254
3	23.148	28.626	18.285	27.184	1:37.243	258	10	23.289	28.329	18.544	27.133	1:37.295	259
4	23.405	28.287	18.263	27.526	1:37.481	257	86 Dallas SKEER (SA) (16th)						
5	23.312	28.417	18.524	27.106	1:37.359	255	1	30.430	29.106	18.879	27.857	1:46.272	205
6	23.323	28.323	18.514	27.365	1:37.525	256	2	24.047	28.991	18.907	27.994	1:39.939	256
7	23.573	29.262	18.214	26.860	1:37.909	255	3	24.093	29.132	18.954	27.813	1:39.992	261
8	23.391	28.438	18.562	27.101	1:37.492	259	4	23.869	29.110	18.909	27.874	1:39.762	260
9	23.400	28.136	18.440	27.140	1:37.116	260	5	23.763	29.095	18.886	27.876	1:39.620	255
10	23.396	28.691	18.286	26.762	1:37.135	256	6	24.125	28.853	18.712	27.953	1:39.643	260
69 Matt CRANMER (VIC) (17th)							7	23.857	29.039	18.924	28.424	1:40.244	255
1	31.833	30.211	19.163	28.410	1:49.617	203	8	24.199	29.429	19.185	28.345	1:41.158	252
2	24.505	29.345	19.016	28.191	1:41.057	249	9	24.122	29.216	19.331	28.363	1:41.032	253
3	24.348	29.623	19.114	28.375	1:41.460	247	10	24.369	29.411	19.467	28.609	1:41.856	253
4	24.031	29.382	19.237	28.131	1:40.781	246	88 Luke SANDERS (VIC) (18th)						
5	24.090	29.159	18.975	28.064	1:40.288	244	1	31.583	30.151	19.399	28.329	1:49.462	213
6	24.285	29.538	19.113	28.172	1:41.108	245	2	24.037	29.689	19.213	28.370	1:41.309	264
7	24.119	29.487	19.237	28.231	1:41.074	244	3	24.358	29.996	19.365	29.562	1:43.281	261
8	24.085	29.305	19.231	28.241	1:40.862	244	4	24.581	29.673	19.752	28.221	1:42.227	257
9	24.177	29.125	19.182	28.342	1:40.826	244	5	24.365	29.605	19.178	28.142	1:41.290	255
10	24.099	29.361	19.196	28.272	1:40.928	245	6	24.365	29.461	19.300	28.413	1:41.539	257
82 Chris QUINN (NSW) (14th)							7	24.296	29.394	19.230	28.042	1:40.962	255
1	31.342	29.833	19.227	27.800	1:48.202	204	8	24.120	29.372	19.273	28.044	1:40.809	257
2	24.043	28.897	18.844	27.918	1:39.702	260	9	24.216	29.102	19.329	28.019	1:40.666	255
3	23.917	28.898	19.035	27.862	1:39.712	261	10	24.182	29.282	19.154	28.296	1:40.914	257
4	23.825	28.723	18.839	27.469	1:38.856	260	96 Luke MITCHELL (NSW) (15th)						
5	23.870	28.858	18.780	27.580	1:39.088	262	1	31.500	29.940	19.562	28.698	1:49.700	205
6	23.713	28.495	18.835	27.386	1:38.429	262	2	24.157	28.843	18.936	27.762	1:39.698	264
7	23.671	28.440	18.765	27.370	1:38.246	260	3	23.834	28.814	18.906	27.844	1:39.398	258
8	23.630	28.485	18.776	27.528	1:38.419	261	4	24.043	28.792	18.943	27.780	1:39.558	259
9	23.653	28.605	18.770	27.481	1:38.509	263	5	23.781	28.820	18.938	27.629	1:39.168	257
10	23.552	28.726	18.799	27.651	1:38.728	262	6	23.888	28.711	18.912	27.669	1:39.180	259
85 Ty LYNCH (SA) (9th)							7	23.894	28.723	18.933	27.887	1:39.437	258
1	30.071	29.526	18.867	27.192	1:45.656	205	8	23.903	28.712	18.929	27.862	1:39.406	259
2	23.239	28.513	18.667	27.250	1:37.669	262	9	23.907	28.750	18.974	27.687	1:39.318	257
3	23.257	28.396	18.569	27.380	1:37.602	262	10	23.828	28.818	18.889	27.842	1:39.377	256
4	23.739	28.602	18.751	27.004	1:38.096	256							
5	23.290	28.718	18.676	27.148	1:37.832	262							
6	23.331	28.582	18.647	27.304	1:37.864	260							

The results are provisional until the end of the time limit for protests and appeals.


 Chief Time Keeper - Scott Laing



 Clerk of Course - Tom Williams



Computime Race Timing Systems Pty Ltd © 1996
 Licensed to Computime Race Timing Systems

COMPUTIME RACE TIMING SYSTEMS PTY LTD
www.computime.com.au

E-mail: scott@computime.com.au / Ph: 0418 17 13 17





ASBK RESULTS
AUSTRALIAN SUPERSPORT CHAMPIONSHIP

Race 3

Date: 24/02/19
 Event: R08
 Weather: Sunny - Temp: 18.1C
 Track: Dry - Temp: 19.9C

Started at: 08:25:17
 Laps: 10
 Starters: 23
 Printed at: 8:45

PROVISIONAL FASTEST LAPS SEQUENCE

Lap	Race Pos	No	Name	Machine	Fastest Lap	On Lap
1	1	7	Tom TOPARIS (NSW)	Yamaha YZF-R6	1:41.314	1
2	1	7	Tom TOPARIS (NSW)	Yamaha YZF-R6	1:35.556	2

The results are provisional until the end of the time limit for protests and appeals.

Scott Laing
 Chief Time Keeper - Scott Laing

Tom Williams
 Clerk of Course - Tom Williams



Computime Race Timing Systems Pty Ltd © 1996
 Licensed to Computime Race Timing Systems

COMPUTIME RACE TIMING SYSTEMS PTY LTD
www.computime.com.au

E-mail: scott@computime.com.au / Ph: 0418 17 13 17





ASBK RESULTS

AUSTRALIAN SUPERSPORT CHAMPIONSHIP

Race 3

Date: 24/02/19
Event: R08
Weather: Sunny - Temp: 18.1C
Track: Dry - Temp: 19.9C

Started at: 08:25:17
Laps: 10
Starters: 23
Printed at: 8:45

PROVISIONAL LAP SHEET

No	Lap Time	Gap	No	Lap Time	Gap	No	Lap Time	Gap	No	Lap Time	Gap	No	Lap Time	Gap			
Lap 1			33	1:38.027	5.180	61	1:39.390	13.191	55	1:45.223	40.444	17	1:37.110	10.348	33	1:37.125	10.930
7	1:41.314		17	1:37.483	5.222	31	1:39.409	13.593	26	1:48.372	55.280	46	1:36.998	11.188	42	1:38.552	13.972
50	1:42.217	.903	85	1:37.669	6.455	86	1:39.992	13.670	Lap 5			85	1:37.864	14.229	32	1:38.296	16.830
27	1:43.000	1.686	54	1:37.150	6.643	82	1:39.712	15.083	7	1:35.957		32	1:38.020	21.845	39	1:39.139	22.603
68	1:43.929	2.615	42	1:37.332	6.764	96	1:39.398	16.263	50	1:36.914	5.047	61	1:39.105	22.938	82	1:38.429	23.499
33	1:44.023	2.709	32	1:38.197	8.027	69	1:41.460	19.601	27	1:36.800	5.627	82	1:38.429	23.499	86	1:39.643	24.738
46	1:44.216	2.902	39	1:39.004	9.269	88	1:43.281	21.519	68	1:37.359	8.721	96	1:39.180	26.212	69	1:41.108	33.821
17	1:44.609	3.295	86	1:39.939	9.341	21	1:43.606	27.174	17	1:36.937	9.353	88	1:41.539	38.618	21	1:44.065	50.298
85	1:45.656	4.342	61	1:38.945	9.464	55	1:45.959	31.106	33	1:37.199	9.920	55	1:45.083	58.915	26	1:47.895	1:19.06
86	1:46.272	4.958	31	1:38.495	9.847	26	1:48.979	42.793	46	1:37.243	10.305	82	1:38.429	23.499			
42	1:46.302	4.988	82	1:39.702	11.034	Lap 4			42	1:37.408	11.535	86	1:39.643	24.738			
54	1:46.363	5.049	96	1:39.698	12.528	7	1:35.885		85	1:37.832	12.480	96	1:39.180	26.212			
32	1:46.700	5.386	69	1:41.057	13.804	50	1:36.770	4.090	32	1:37.989	14.649	69	1:40.288	28.828			
39	1:47.135	5.821	88	1:41.309	13.901	27	1:36.704	4.784	39	1:39.140	19.579	88	1:41.290	33.194			
61	1:47.389	6.075	21	1:43.583	19.231	68	1:37.481	7.319	31	1:39.180	19.940	21	1:43.213	42.348			
82	1:48.202	6.888	55	1:45.192	20.810	17	1:37.200	8.373	61	1:39.381	19.948	55	1:45.460	49.947			
31	1:48.222	6.908	26	1:48.916	29.477	33	1:37.419	8.678	82	1:39.088	21.185	26	1:47.959	1:07.28			
88	1:49.462	8.148	Lap 3			46	1:37.694	9.019	86	1:39.620	21.210	Lap 7					
69	1:49.617	8.303	7	1:35.663		42	1:37.315	10.084	96	1:39.168	23.147	7	1:36.404				
96	1:49.700	8.386	50	1:36.878	3.205	85	1:38.096	10.605	69	1:40.288	28.828	50	1:36.866	6.288			
55	1:52.488	11.174	27	1:36.964	3.965	32	1:38.122	12.617	88	1:41.290	33.194	27	1:36.709	6.569			
21	1:52.518	11.204	68	1:37.243	5.723	39	1:39.321	16.396	21	1:43.213	42.348	17	1:37.631	11.575			
26	1:57.431	16.117	17	1:37.499	7.058	61	1:39.218	16.524	55	1:45.460	49.947	68	1:37.909	11.636			
Lap 2			33	1:37.627	7.144	31	1:39.009	16.717	26	1:47.959	1:07.28	33	1:37.772	12.298			
7	1:35.556		46	1:37.946	7.210	86	1:39.762	17.547	Lap 6			46	1:37.577	12.361			
50	1:36.643	1.990	85	1:37.602	8.394	82	1:38.856	18.054	7	1:36.115		85	1:38.092	15.917			
27	1:36.534	2.664	54	1:37.430	8.410	96	1:39.558	19.936	50	1:36.894	5.826	42	1:38.415	15.983			
68	1:37.084	4.143	42	1:37.553	8.654	69	1:40.781	24.497	27	1:36.752	6.264	32	1:38.960	19.386			
46	1:37.581	4.927	32	1:38.016	10.380	88	1:42.227	27.861	68	1:37.525	10.131	31	1:38.642	24.083			
			39	1:39.354	12.960	21	1:43.803	35.092				39	1:38.049	24.248			

Scott Laing
Chief Time Keeper - Scott Laing

Tom Williams
Clerk of Course - Tom Williams



Computime Race Timing Systems Pty Ltd © 1996
Licensed to Computime Race Timing Systems

COMPUTIME RACE TIMING SYSTEMS PTY LTD

www.computime.com.au

E-mail: scott@computime.com.au / Ph: 0418 17 13 17





ASBK RESULTS

AUSTRALIAN SUPERSPORT CHAMPIONSHIP

Race 3

Date: 24/02/19
 Event: R08
 Weather: Sunny - Temp: 18.1C
 Track: Dry - Temp: 19.9C

Started at: 08:25:17
 Laps: 10
 Starters: 23
 Printed at: 8:45

PROVISIONAL LAP SHEET

No	Lap Time	Gap	No	Lap Time	Gap	No	Lap Time	Gap
61	1:38.069	24.603				33	1:37.458	14.203
82	1:38.246	25.341	Lap 9			26	1:48.847	1 lap
86	1:40.244	28.578	7	1:37.049		42	1:37.543	19.186
96	1:39.437	29.245	50	1:36.800	6.171	85	1:37.295	19.503
69	1:41.074	38.491	26	1:49.396	1 lap	32	1:38.708	24.535
88	1:40.962	43.176	27	1:36.912	6.724	39	1:38.631	29.890
21	1:44.093	57.987	17	1:37.155	12.481	61	1:38.490	30.067
55	1:45.830	1:08.34	68	1:37.116	12.482	31	1:39.076	30.118
26	1:48.024	1:30.68	46	1:37.311	12.799	82	1:38.728	30.665
Lap 8			33	1:37.112	13.315	96	1:39.377	37.014
7	1:36.713		42	1:37.679	18.213	86	1:41.856	42.292
50	1:36.845	6.420	85	1:38.271	18.778	69	1:40.928	50.775
27	1:37.005	6.861	32	1:38.658	22.397	88	1:40.914	55.233
17	1:37.513	12.375	31	1:38.563	27.612	21	1:43.464	1:18.64
68	1:37.492	12.415	39	1:38.391	27.829	55	1:46.016	1:33.53
46	1:36.889	12.537	61	1:38.481	28.147			
33	1:37.667	13.252	82	1:38.509	28.507			
85	1:38.352	17.556	96	1:39.318	34.207			
42	1:38.313	17.583	86	1:41.032	37.006			
32	1:38.115	20.788	69	1:40.826	46.417			
31	1:38.728	26.098	88	1:40.666	50.889			
39	1:38.952	26.487	21	1:43.988	1:11.75			
61	1:38.825	26.715	55	1:44.740	1:24.08			
82	1:38.419	27.047	Lap 10					
96	1:39.406	31.938	7	1:36.570				
86	1:41.158	33.023	27	1:36.307	6.461			
69	1:40.862	42.640	50	1:36.900	6.501			
88	1:40.809	47.272	68	1:37.135	13.047			
21	1:43.540	1:04.81	17	1:37.143	13.054			
55	1:44.768	1:16.39	46	1:37.443	13.672			

The results are provisional until the end of the time limit for protests and appeals.

Scott Laing
 Chief Time Keeper - Scott Laing


Tom Williams
 Clerk of Course - Tom Williams



Computime Race Timing Systems Pty Ltd © 1996
 Licensed to Computime Race Timing Systems

COMPUTIME RACE TIMING SYSTEMS PTY LTD
www.computime.com.au

E-mail: scott@computime.com.au / Ph: 0418 17 13 17





ASBK RESULTS

AUSTRALIAN SUPERSPORT CHAMPIONSHIP

Race 3

Date: 24/02/19
 Event: R08
 Weather: Sunny - Temp: 18.1C
 Track: Dry - Temp: 19.9C

Started at: 08:25:17
 Laps: 10
 Starters: 23
 Printed at: 8:45

PROVISIONAL LAP CHART

Grid	1	2	3	4	5	6	7	8	9	10
7	7	7	7	7	7	7	7	7	7	7
27	50	50	50	50	50	50	50	50	50	27
50	27	27	27	27	27	27	27	27	27	50
68	68	68	68	68	68	68	17	17	17	68
46	33	46	17	17	17	17	68	68	68	17
33	46	33	33	33	33	33	33	46	46	46
54	17	17	46	46	46	46	46	33	33	33
17	85	85	85	42	42	42	85	85	42	42
85	86	54	54	85	85	85	42	42	85	85
32	42	42	42	32	32	32	32	32	32	32
42	54	32	32	39	39	31	31	31	31	39
96	32	39	39	61	31	39	39	39	39	61
82	39	86	61	31	61	61	61	61	61	31
86	61	61	31	86	82	82	82	82	82	82
61	82	31	86	82	86	86	86	96	96	96
39	31	82	82	96	96	96	96	86	86	86
31	88	96	96	69	69	69	69	69	69	69
555	69	69	69	88	88	88	88	88	88	88
88	96	88	88	21	21	21	21	21	21	21
69	55	21	21	55	55	55	55	55	55	55
21	21	55	55	26	26	26	26	26	26	
55	26	26	26							
26										

The results are provisional until the end of the time limit for protests and appeals.

Scott Laing
 Chief Time Keeper - Scott Laing


Tom Williams
 Clerk of Course - Tom Williams




Computime Race Timing Systems Pty Ltd © 1996
 Licensed to Computime Race Timing Systems

COMPUTIME RACE TIMING SYSTEMS PTY LTD
www.computime.com.au

E-mail: scott@computime.com.au / Ph: 0418 17 13 17





ASBK RESULTS

AUSTRALIAN SUPERSPORT CHAMPIONSHIP

Race 3

Date: 24/02/19
 Event: R08
 Weather: Sunny - Temp: 18.1C
 Track: Dry - Temp: 19.9C

Started at: 08:25:17
 Laps: 10
 Starters: 23
 Printed at: 8:45

PROVISIONAL BEST PARTIAL TIMES

Pos	Split 1		Split 2		Split 3		Split 4		LAP		Ideal	Fastest
	Name	Time	Name	Time	Name	Time	Name	Time	Name			
1	T. TOPARIS	22.890	T. TOPARIS	27.796	T. TOPARIS	18.088	T. TOPARIS	26.648	T. TOPARIS	1:35.422	1:35.556	
2	N. LIMINTON	23.004	C. SPRIGGS	27.917	N. LIMINTON	18.162	O. BAYLISS	26.762	O. BAYLISS	1:36.177	1:37.084	
3	A. HAYES	23.033	B. PEARSON	28.063	O. BAYLISS	18.214	N. LIMINTON	26.858	N. LIMINTON	1:36.183	1:36.307	
4	O. BAYLISS	23.065	O. BAYLISS	28.136	C. SPRIGGS	18.348	C. SPRIGGS	26.887	C. SPRIGGS	1:36.461	1:36.643	
5	S. LAMBERT	23.066	R. BATTYE	28.158	A. HAYES	18.403	A. HAYES	26.948	A. HAYES	1:36.641	1:36.889	
6	J. PASSFIELD	23.119	N. LIMINTON	28.159	B. PEARSON	18.428	J. PASSFIELD	26.977	B. PEARSON	1:36.740	1:36.937	
7	R. BATTYE	23.152	A. HAYES	28.257	S. LAMBERT	18.460	T. LYNCH	27.004	R. BATTYE	1:36.867	1:37.112	
8	B. PEARSON	23.171	S. LAMBERT	28.269	R. BATTYE	18.525	R. BATTYE	27.032	S. LAMBERT	1:37.031	1:37.150	
9	T. LYNCH	23.239	T. LYNCH	28.329	T. LYNCH	18.544	B. PEARSON	27.078	J. PASSFIELD	1:37.099	1:37.315	
10	D. WHITESIDE	23.264	D. WHITESIDE	28.364	J. QUINN	18.551	J. QUINN	27.206	T. LYNCH	1:37.116	1:37.295	
11	C. SPRIGGS	23.309	C. QUINN	28.440	J. PASSFIELD	18.562	S. LAMBERT	27.236	D. WHITESIDE	1:37.585	1:37.989	
12	J. QUINN	23.366	J. PASSFIELD	28.441	D. WHITESIDE	18.627	R. BELLING	27.238	J. QUINN	1:37.867	1:38.020	
13	S. NICHOLSO	23.423	R. BELLING	28.652	S. NICHOLSO	18.651	S. NICHOLSO	27.248	R. BELLING	1:38.006	1:38.069	
14	R. BELLING	23.458	S. NICHOLSO	28.708	R. BELLING	18.658	D. WHITESIDE	27.330	S. NICHOLSO	1:38.030	1:38.049	
15	C. QUINN	23.552	L. MITCHELL	28.711	D. SKEER	18.712	C. QUINN	27.370	C. QUINN	1:38.127	1:38.246	
16	D. SKEER	23.763	J. QUINN	28.744	C. QUINN	18.765	L. MITCHELL	27.629	L. MITCHELL	1:39.010	1:39.168	
17	L. MITCHELL	23.781	D. SKEER	28.853	L. MITCHELL	18.889	D. SKEER	27.813	D. SKEER	1:39.141	1:39.620	
18	M. CRANMER	24.031	L. SANDERS	29.102	M. CRANMER	18.975	L. SANDERS	28.019	M. CRANMER	1:40.195	1:40.288	
19	L. SANDERS	24.037	M. CRANMER	29.125	L. SANDERS	19.154	M. CRANMER	28.064	L. SANDERS	1:40.312	1:40.666	
20	D. LEONARD	24.547	D. LEONARD	30.230	D. LEONARD	19.608	D. LEONARD	28.483	D. LEONARD	1:42.868	1:43.213	
21	O. DAVISON	25.072	O. DAVISON	30.463	O. DAVISON	20.018	O. DAVISON	28.991	O. DAVISON	1:44.544	1:44.740	
22	G. NANKERVI	25.786	G. NANKERVI	31.632	G. NANKERVI	20.435	G. NANKERVI	29.663	G. NANKERVI	1:47.516	1:47.895	

The results are provisional until the end of the time limit for protests and appeals.

Chief Time Keeper - Scott Laing

Clerk of Course - Tom Williams



Computime Race Timing Systems Pty Ltd © 1996
 Licensed to Computime Race Timing Systems

COMPUTIME RACE TIMING SYSTEMS PTY LTD
www.computime.com.au

E-mail: scott@computime.com.au / Ph: 0418 17 13 17





ASBK RESULTS

AUSTRALIAN SUPERSPORT CHAMPIONSHIP

PROVISIONAL ROUND POINTS

AUSTRALIAN SUPERSPORT CHAMPIONSHIP - ROUND 1

Pos	No	Name	Machine	Pole	Race 1	Race 2	Race 3	Total
1	7	Tom TOPARIS	Yamaha	1	25	25	25	76
2	27	Nic LIMINTON	Yamaha		20	20	20	60
3	68	Oliver BAYLISS	Yamaha		17	18	17	52
4	50	Callum SPRIGGS	Yamaha		18	13	18	49
5	17	Broc PEARSON	Yamaha		16	17	16	49
6	46	Aidan HAYES	Yamaha		14	15	15	44
7	85	Ty LYNCH	Yamaha		15	16	12	43
8	33	Reid BATTYE	Suzuki		11	14	14	39
9	39	Scott NICHOLSON	Suzuki		9	12	10	31
10	42	Jack PASSFIELD	Yamaha		13	3	13	29
11	32	Dylan WHITESIDE	Yamaha		10	5	11	26
12	61	Rhys BELLING	Yamaha		8	8	9	25
13	31	John QUINN	Triumph		5	11	8	24
14	96	Luke MITCHELL	Yamaha		6	10	6	22
15	82	Chris QUINN	Yamaha		7	1	7	15
16	86	Dallas SKEER	Suzuki			9	5	14
17	69	Matt CRANMER	Honda		2	7	4	13
18	88	Luke SANDERS	Yamaha		4	6	3	13
19	54	Samuel LAMBERT	MV		12			12
20	555	Andrew EDSER	Kawasaki		3	4		7
21	21	Daniel LEONARD	Yamaha		1	2	2	5
22	55	Oscar DAVISON	Yamaha				1	1

Scott Laing
 Chief Time Keeper - Scott Laing

Tom Williams
 Clerk of Course - Tom Williams



Computime Race Timing Systems Pty Ltd © 1996
 Licensed to Computime Race Timing Systems

COMPUTIME RACE TIMING SYSTEMS PTY LTD
www.computime.com.au

E-mail: scott@computime.com.au / Ph: 0418 17 13 17

